



PROJECT		REF		REV	ITEM CODE	
LOCATION		DATE			PAGE	

SANITARY WARE SPECIFICATION SHEET

Item Descriptions	GROHE (Germany) "SmartControl 360 DUO" Chrome plated shower system with thermostat for wall mounting shower mixer and hand shower; Nominal flow rate 8.5 & 9 l/min in WELS Grade 1 ; Registration No. SB 21-0067 & SB 16-0024
Dimensions	Height: 1200 mm
Model	26250000
Material	Chrome Plated
Manufacturer	GROHE Limited
Supplier	Acme Sanitary Ware Co. Ltd Mr. Eric Wong/ Mr. Don Yuen
Contact Tel/Fax	(852) 2388-7171 / (852) 2710-8012
E-mail	acme@acmesanitary.com.hk
Website	www.acmesanitary.com.hk

Illustration/ Drawing

Rainshower System SmartControl 360 DUO
 Shower system with thermostat for wall mounting consisting of:
 horizontal 500 mm shower arm
 exposed SmartControl thermostat allows change between:
 head shower Rainshower 360 DUO
 GROHE PureRain/GROHE Rain O2 spray* and Trio Massage
 hand shower Power&Soul 115 (27 671 000)
 hand shower wall holder (27 055 000)
 Silverflex shower hose 1 750 mm (28 388 000)
 minimum flow rate 10 l/min.
 GROHE DreamSpray® perfect spray pattern
 GROHE StarLight® chrome finish
 GROHE CoolTouch® no risk of scalding
 GROHE TurboStat® compact cartridge with wax thermosteement
 GROHE EcoJoy® technology for less water and perfect flow
 safety stop at 38°C
 SmartControl push for ON-OFF, turn for volume adjustment from EcoJoy to Full Flow
 GROHE EasyReach™ shower tray made of security glass
 SpeedClean anti-lime system
 Inner WaterGuide for a longer life
 Twistfree to prevent hose from twisting
 * to be decided at first installation; factory default setting: GROHE PureRain

Note:

Dynamic flow pressure (kpa)	50	150	250	50	500
Average Flow Rate l / min	4.5	7.9	9.5	9.5	9.6

* All information of the above is for the reference only. No prior notice is made if any changes.



PROJECT		REF		REV	ITEM CODE	
LOCATION		DATE			PAGE	

SANITARY WARE SPECIFICATION SHEET

Item Descriptions	GROHE (Germany) "Power&Soul® 115" Chrome plated 2-Sprays hand shower; Nominal flow rate 8 l/min in WELS Grade 1 ; Registration No. SB 16-0024
Dimensions	Refer to drawing
Model	27671000
Finish	Chrome Plated
Manufacturer	GROHE Limited
Country of Origin	Germany
Supplier	Acme Sanitary Ware Co. Ltd Mr. Eric Wong/ Mr. Don Yuen
Contact Tel/Fax	(852) 2388-7171 / (852) 2710-8012
E-mail	acme@acmesanitary.com.hk
Website	www.acmesanitary.com.hk

Illustration/ Drawing



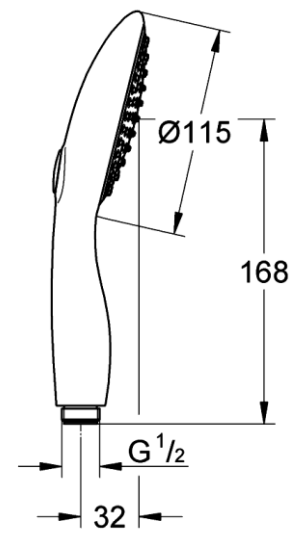


Dynamic flow pressure (kpa)	50	150	250	50	500
Average Flow Rate l / min	4.5	7.9	9.5	9.5	9.6

- Power&Soul 115
- Hand shower 2 sprays, spray plate night time grey
- GROHE Rain O², Rain
- GROHE EcoJoy 9.5 l/min flow limiter
- GROHE DreamSpray perfect spray pattern
- GROHE One-click showering
- push button spray selection
- GROHE StarLight chrome finish
- SpeedClean anti-limescale system
- Inner WaterGuide for a longer life
- Universal Mounting System. Fits all standard shower hoses



GROHE Rain O² spray
A soft, smooth spray based on our original Rain spray. Air is drawn into the shower head and mixed with the water for a wide and fuller spray.



* All information of the above is for the reference only. No prior notice is made if any changes.

註冊號碼 (Registration No.): SB 21-0067




自願參與用水效益標籤計劃 - 沐浴花灑
Voluntary Water Efficiency Labelling Scheme - Showers for Bathing



茲證明
This is to certify that

將下列花灑在本計劃內註冊：
has registered the following shower under this scheme :

牌子 / Brand	:	GROHE + Neoperl
型號 / Model	:	26250XXX-head shower + 31.2010.10000 (*XXX* denotes colour variants)
原產地 / Country or Region Origin	:	Germany (Shower and Flow Controller)

在用水效益標籤上展示的標誌 <i>Symbolic Presentation on the Water Efficiency Label</i>	:	 滴水點 <i>Water droplet(s)</i>
用水效益級別 <i>Water Efficiency Grade</i>	:	1
耗水量 <i>Water Consumption</i>	:	8.5 公升/分鐘 <i>litres/minute</i>

簽發日期:
Date of Issue: 06 December 2021

 水務署
Water Supplies Department



水務署署長(尤孝賢代行)
for Director of Water Supplies




自願參與用水效益標籤計劃 - 沐浴花灑
Voluntary Water Efficiency Labelling Scheme - Showers for Bathing



茲證明
This is to certify that

將下列花灑在本計劃內註冊：
has registered the following shower under this scheme :

牌子 / Brand	:	GROHE
型號 / Model	:	27671000
原產地 / Country or Region Origin	:	Germany

在用水效益標籤上展示的標誌 <i>Symbolic Presentation on the Water Efficiency Label</i>	:		滴水點 <i>Water droplet(s)</i>
用水效益級別 <i>Water Efficiency Grade</i>	:	1	
耗水量 <i>Water Consumption</i>	:	9	公升/分鐘 <i>litres/minute</i>

簽發日期:
Date of Issue: 9 January 2017

 水務署
Water Supplies Department



水務署署長(周世威代行)
for Director of Water Supplies



水務署
Water Supplies Department

總部 Headquarters

香港灣仔軒尼詩道七號入境事務大樓 48 樓

7 Gloucester Road, Wan Chai, Hong Kong



本署檔號
Our ref.
來函檔號
Your ref.

21 T/J(1353/2021)

電話
Tel.
傳真
Fax. : 2824 0578

22 October 2021



**Approval of "GROHE" Thermostatic Mixer
(General Acceptance No. C20211168)**

Your letters ref. WRC/2628 and C-WSD/0862 dated 30 August 2021 and 23 September 2021 respectively refer.

Having considered the test report ref. J26794Ar1 issued on 21 September 2021 by Nutek Systems (HK) Ltd., this Authority accepts that the fitting described below complies with, and its use when correctly installed does not contravene, the Waterworks Ordinance and Regulations.

Name of Manufacturer: Grohe AG
Country of Origin: Germany
Brand: Grohe
Details of Fitting: 1/2" Thermostatic shower mixer
Model: 26250XXX
(where "XXX" denote the code of colour)
Body Markings: **GROHE**
Expiry Date: 19 July 2026



This Authority hereby permits the use of the above fitting in fresh water plumbing systems subject to full adherence to Waterworks installation requirements. In particular, you are required to draw your customers' attention to the following requirement-

"The cold water supply to the fitting shall be drawn from the same source that supplies the hot water apparatus so as to provide a balanced pressure and to obviate the risk of scalding in the event of a restriction or failure in the water supply." AND

"The shower head or handspray should not be placed in submerged conditions and should be securely fixed to the original position after use."

A condition of this acceptance is that the fitting to be installed shall be replicas of the sample as certified by the testing agent mentioned above and without modifications. This acceptance may be withdrawn at any time if the standard of the fitting installed fails to meet that of the approved sample or if the fitting is found to be unsuitable for use in fresh water plumbing systems.

This acceptance is only applicable to the main body of the fitting, unless otherwise specified.

For the use of the fitting in any project, the General Acceptance Number of this letter must be quoted as a means of identification of acceptance of the fitting by this Authority.

Should you have any enquiries, please contact our Engineer Ms Winnie LO at tel. no. 3583 4086.

Yours faithfully,



(Roger WONG)
for Director of Water Supplies

Encl.

c.c. WSD 3321/1/82] - without catalogue
 ME/MC] - with soft copy only